

A h a x a

a A P D A

Directions: Look at the letter at the beginning of each row. Circle the letters in that row that belong with the first letter.

A

a

Directions:: Practice writing the letter a in capital and lower case.

A words of interest




Alphabet, Ants, Astronaut,
Animals, Alligators, Apples.

A Activities:

Bake an apple pie, visit the Aviary at the
zoo, draw some Art for your Aunt, find rhym-
ing words with the A sound in the middle,
hat, rat, cat, sat, bat, Sneeze-AA-choo!

Short A

Aa



Directions: Name the pictures. Circle each picture whose name begins with the sound that you hear at the beginning of ant.

B g b f b
b B c z B

Directions: Look at the letter in the beginning of each row. Circle the letters in that row that belong with the first letter.

B

b

Directions: Practice writing the letter B in capital and lower case.

B words of interest:


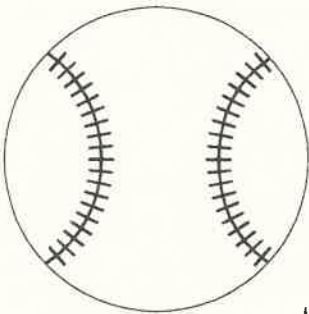
Baby, balloons, ball, bank,
bear, bells, bees, boats,
birthdays, body, bottles,
buildings, blocks, books.

B Activities:

Cuddle up in a blanket to read some books, build a block tower, bounce a ball, pack up a backpack with things that start with B, put some food out for the birds!

B

B b



Directions: Name the pictures. Circle each picture whose name begins with the sound that you hear at the beginning of **ball**.

C g c h c f
c C P C S C

Directions: Look at the letter at the beginning of each row. Circle the letters in that row that belong with the first letter.

C

C

Directions: Practice writing the letter A in capital and lower case.

C words of interest:


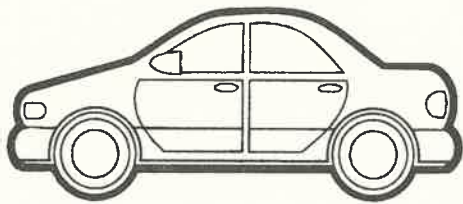

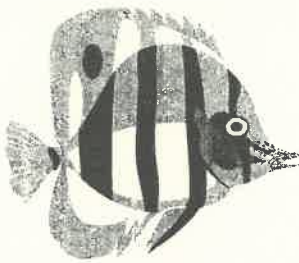
Camping, cars, clocks,
clothing, colors, construction,
cowboys/cowgirls, cookies,
counting.

C Activities:

Cook and consume Carrots,
Color a picture with Crayons,
Costume yourself in some old
Clothing, Count days on a
Calendar, Compliment! Cuddle!

C _____

Cc _____



Directions: Name the pictures. Circle each picture whose name begins with the sound that you hear at the beginning of **Corn**.

D v d c d y

d D T D B D

Directions: Look at the letter at the beginning of each row. Circle the letters in that row that belong with the first letter.

D _____

d _____

Directions: Practice writing the letter d in capital and lower case.

D words to Discuss:






Dinosaurs, Dance, Danger,
Dragons, Dreams, Doctor.

D Activities:

Draw or doodle, devour a delicious dish for dinner, decorate a door, help your darling dad dust the desks and dressers, play a game of dominos, drive downtown.

D _____

Dd _____



Directions: Name the pictures. Circle each picture whose name begins with the sound you hear at the beginning of Day.

E e G h e

e F P E E

Directions: Look at the letter at the beginning of each row. Circle the letter in that row that belongs with the first letter.

E

e

Directions: Practice writing the letter E in capital and lower case.

E words for everyone:

Echo, Eskimo, Explore,

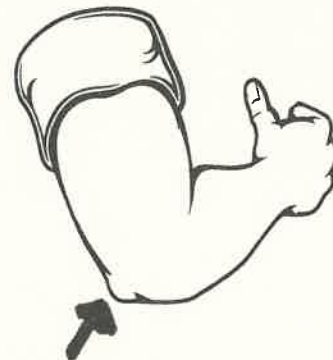
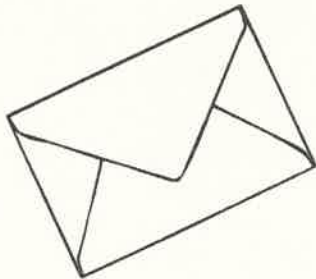



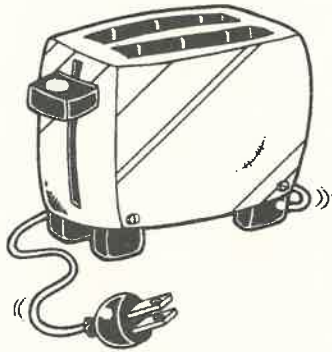
Excitement, Escape

E Activities:

Try some energetic exercises, estimate how many pennies it will take to fill 1 cup—count and see, Escort an expedition around your neighborhood (don't get exhausted!)

Short E

Ee



Directions: Name the pictures. Circle each picture whose name begins with the sound that you hear at the beginning of **elevator**.

F f j f e r f p
f F R U F W F S

Directions: Look at the letter at the beginning of each row. Circle the letters in that row that belong with the first letter.

F

f

Directions: Practice writing the letter F in capital and lower case.

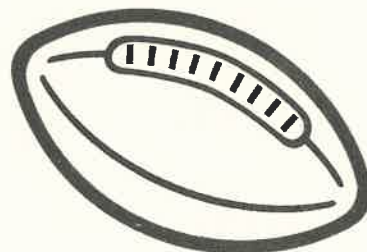




Fun Fantastic F words:

Family, Farms, Flowers,
Friends, Fish, Fears.

F activities: Feed your family a fruit salad (or french fries), count forty or fifty footsteps, play follow the leader, watch the forecast...will it freeze... will there be fog...will it flurry? Fly your flag.

F

Ff



Directions: Name the picture. Circle each picture whose name begins with the sound you hear at the beginning of **face**.

G w g q s g m

g G L G Q R G

Directions: Look at the letter at the beginning of each row. Circle the letters in that row that belong with the first letter.

G

g

Directions: Practice writing the letter G in capital and lower case.

Great G Words!




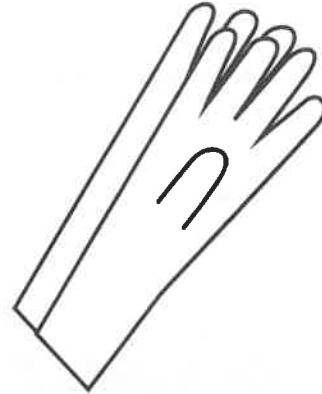
Grandparents, gifts, girls,
green, grass, gorillas, giggle

G Activities:

Find where you are on a globe, Go to a pet store and look at the guinea pigs and guppies, Play a guessing game, Measure how tall you are on a growth chart, Get some seeds for your garden-store them in the garage!

G

Gg



Directions: Name the picture. Circle each picture whose name begins with the sound that you hear at the beginning of **gum**.

H j h r h w h
h Q H L W H X

Directions: Look at the letter at the beginning of each row. Circle the letters in that row that belong with the first letter.

H _____

h _____


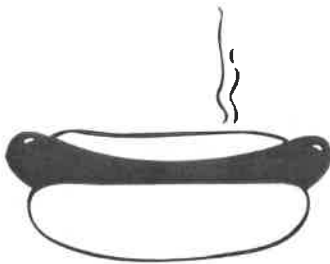

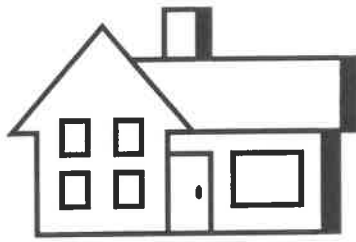

Directions: Practice writing the letter h in capital and lower case.

Heavenly H words: Hobbies,
holidays, hats, horses,
homes, history, humor.

H Activities: Hungry? Have a ham-
burger, Make animal noises—hoot,
howl, hiss, honk, Do something healthy
for your heart—hike!, Write a haiku (short
poem, 3 lines, no rhyme, 1st line =5 syllables, 2nd=7 syllables, 3rd=5 syllables.),
Give someone a helping hand, a hearty
handshake, a huge hug!

H

Hh



Directions: Name the picture. Circle each picture whose name begins with the sound you hear at the beginning of **hamburger**.

I j r i p i d I

i W I R I G X I

Directions: Look at the letter at the beginning of each row. Circle the letters in that row that belong with the first letter.

I

i

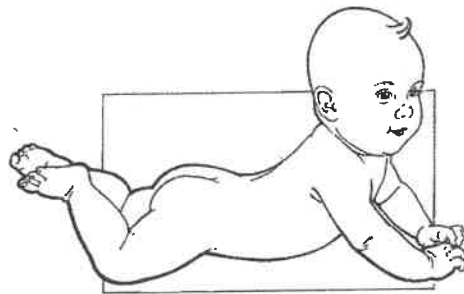
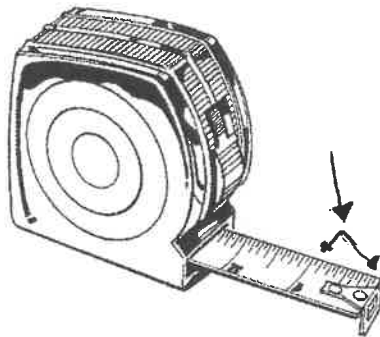
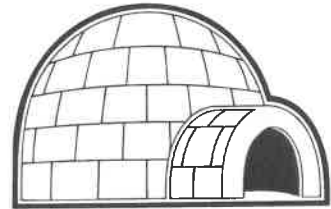


Directions: Practice writing the letter I in capital and lower case.

Incredible I words: Island,
Insects, Imagination,
Invention.


I Activities: Learn what your initials are,
Take out a bug book and see how many
insects you can identify, invite someone
over, draw an illustration of your
favorite story, impress everyone with
your intelligence about the letter "I".

I

Ii



Directions: Name the picture. Circle each picture whose name begins with the sound that you hear at the beginning of **itch**.



Directions: Name the picture. Circle each picture whose name begins with the sound that you hear at the beginning of **island**.

J i p j r j d j q j d
j U W J X J N J R

Directions: Look at the letter at the beginning of each row. Circle the letters in that row that belong with the first letter.

J _____

j _____


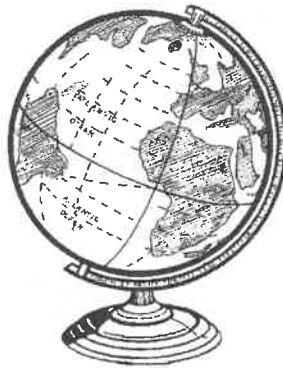

Directions: Practice writing the letter J in upper and lower case.

Jubilant J words: Jewels,
junk, jokes, jungle.

J Activities: Take your juvenile to the playground to play on the jungle gym, make a jug full of juice or some jello jigglers, put together a jigsaw puzzle—when you're done, jumble up the pieces, find joy in everyday things.

J

Jj



Directions: Name the picture. Circle each picture whose name begins with the sound that you hear at the beginning of **jump**.

K h k p k d k r

k W K R K S K L K

Directions: Look at the letter at the beginning of each row. Circle the letters in that row that belong with the first letter.

K

k

Directions: Practice writing the letter k in capital and lower case.

Keen K Words:

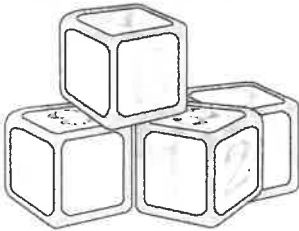
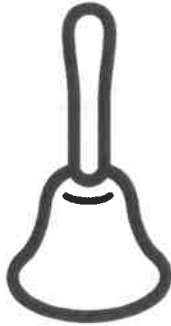
Kaleidoscope, kick, kindergarten, king, keyboard

K Activities:

Kiss your kid, practice your karate kicks, find the ketchup and the kettle in your kitchen, Find ways to be kind to each other, rattle your keys, go fly a kite!

K

Kk



Directions: Name the pictures. Circle each picture whose name begins with the sound that you hear at the beginning of **kid**.

L s l d j l x l w l

l W L R L G H L O L

Directions: Look at the first letter at the beginning of each row. Circle the letters in that row that belong with the first letter.

L

l

Directions: Practice writing the letter L in upper and lower case.

Lovely L Words:






Language, Large, Library!

Light, Laughter, Life

L Activities: Sort lots of laundry, rake up leaves on your lawn, lick a lollipop, have some luscious lasagna and lemonade for lunch, listen to a story, learn something new, tell someone that you love them.

L

Li



Directions: Name the pictures. Circle each picture whose name begins with the sound that you hear at the beginning of **lake**.

M n p m s m h m

m H M R M J M W

Directions: Look at the letter at the beginning of each row. Circle the letters in that row that belong with the first letter.

M

m

Directions: Practice writing the letter m in capital and lower case.


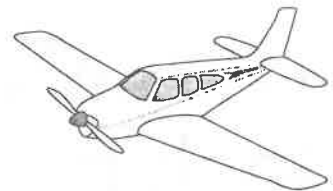


Marvelous M Words

Machines, Magic, Moon,
Mountains

M Activities: Practice your manners at mealtime, Learn about money—what's a penny, a nickel, a dime, and a quarter? , Make faces in the mirror, Play a game of make believe!

M

Mm



Directions: Name the pictures. Circle each picture whose name begins with the sound that you hear at the beginning of **man**.

N n m h n u n p n

n M N H W N B N J

Directions: Look at the letter at the beginning of each row. Circle the letters in that row that go with the first letter.

N _____

n _____

Directions: Practice writing the letter N in capital and lower case.

Numerous N Words:


Noodles, Numbers, Nuts,

Nurses, Neighborhood


N Activities: Take a nature walk—see how many plants, animals and trees you can name, nibble a nutritious snack, Look at a compass and find which way is north, read + recycle your newspaper, take a needed nap at noon!

N

Nn



9



Directions: Name the pictures. Circle the picture whose name begins with the same sound that you hear at the beginning of **nut**.

O q y o s o w o o d o

o U S O Q O G O B O

Directions: Look at the letter at the beginning of each row. Circle the letters in that row that belong with the first letter.

O _____

o _____

Practice writing the letter o in capital and lower case.

Outstanding O Words:






Outer Space, October,
Original, Outrageous.

O Activities:

Make an omelet or oatmeal with orange juice for breakfast, Offer to take your offspring outside, Listen to some organ, oboe, or orchestra music, Try on last year's outfits to see if they are outgrown, put your closet in order-organize!

Letter O

Oo



Directions: Name the pictures. Circle the pictures whose name begins with the sound that you hear at the beginning of **otter**.

P d b p r p s p f g p

p W P D X P J P

Directions: Look at the letter at the beginning of each row. Circle each of the letters in that row that belong with the first letter.

P

p

Directions: Practice writing the letter p in capital and lower case.

Powerful P Words:

Pretend, Plenty, Promise





Positive, Possibilities

P Activities:

Paint a picture on some paper (or use a pen or pencil), Play the piano, Put on your pajamas, Plan a visit the planetarium, Go on a picnic-bring some pretzels, popcorn and plastic plates, Put together a puzzle.

Letter P

Pp



Directions: Name the pictures. Circle each picture whose name begins with the sound that you hear at the beginning of **paper**.

Q q p d b q g q f q
q Q T O Q P Q D

Directions: Look at the letter at the beginning of each row. Circle the letters in that belong with the first letter.

Q _____

q _____

Directions: Practice writing the letter q in capital and lower case.

Quality Q Words:



Quiet, Quilt, Quote, Queen

Q Activities:

Spend some quiet quality time together reading books, find all your loose change and count your quarters, run quickly, fill out a questionnaire, make a quart of juice to quench your thirst.

Q

Qq



Directions: Name the pictures. Circle the pictures whose name begins with the sound that you hear at the beginning of **queen**.

R s r h r p r f r z

r R B R D K R T R

Directions: Look at the letter at the beginning of each row. Circle the letters in that row that belong with the first letter.

R

r

Directions: Practice writing the letter R in capital and lower case.

Radiant R Words



Reward, Right, Run,
Relative, Red

R Activities:

Dance to some rock n' roll on the radio,
see how many robins and rabbits you can
count in a day, remember to read when its
time for a rest, return your library books
and take out more, don't throw things out
in the rubbish—recycle!

Letter R

Rr



Directions: Name the pictures. Circle the pictures whose name begins with the sound that you hear at the beginning of the word **rose**.

S s w s c s j s d
s R S X Z S K S

Directions: Look at the letter at the beginning of each row. Circle the letters in that row that belong with the first letter.

S _____

s _____

Directions: Practice writing the letter s in upper and lower case.

Super S Words:

Seasons, Small, Smile,





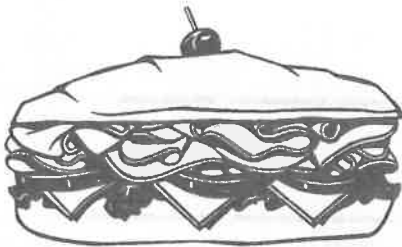
Stuff, Spot, Sun, Sky.

Story.

S Activities: Splash in a swimming pool, Sip or slurp some soup, Step up the stairs, Sing a song, Stand still.

Letter S

Ss



Directions: Name the pictures. Circle each picture whose name begins with the sound that you hear at the beginning of **soap**.

T e t f h t z t p t
t T Y V T L T E T

Directions: Look at the first letter in each row. Circle the letters in that row that go with the first letter.

T _____
t _____



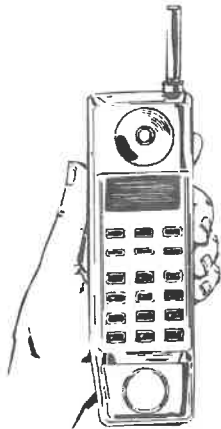
Directions: Practice writing the letter t in upper and lower case.

Terrific T Words: Treasure,
Toddler, Talent, Teach.

T Activities: Talk about your senses of taste and touch, play a game of tag, tape your child's voice and play it back to them, build a tent inside the house, tiptoe—but don't trip, tidy up your toys.

Letter T

Tt



Directions: Name the pictures. Circle the pictures whose name begins with the sound that you hear at the beginning of **toad**.

U w u v n u x u s u
u V U S U R U M U

Directions: Look at the first letter in each row. Circle the letters in each row that go with the first letter.

U _____

u _____

Practice writing the letter u in upper and lower case.

Ultimate U Words:

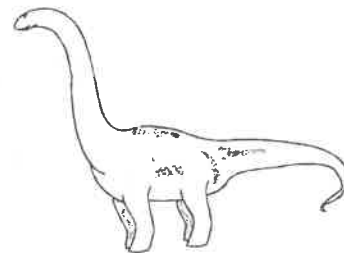

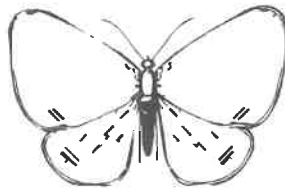
Understand, Unusual, Unicorn, Us.

Letter U Activities:

Do something unexpected, throw a ball up into the air, swim underwater, hide under a table, sing in unison.

Letter U

Uu



Directions: Name the pictures. Circle the pictures whose name begins the sound you hear at the beginning of **us** or **use**.

V w y v u v s v

V R V Z M V B V

Directions: Look at the letter at the beginning of each row. Circle the letters in that row that belong with the first letter.

V

v

Directions: Practice writing the letter v in upper and lower case.




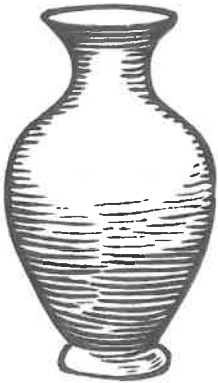
Valiant V Words:

Vanilla, Volcano,
Veterinarian,

V Activities: Sing – and adjust the
volume on your voice, visit the
village hall, eat your vegetables,
Volunteer!

Letter V

Vv



Directions: Name the pictures. Circle the picture whose name begins with the sound you hear at the beginning of Valentine.

W v n w s w x w

w x w p w z w t

Directions: Look at the letter at the beginning of each row. Circle the letters in that row that belong with the first letter.

W _____

w _____

Directions: Practice writing the letter w in upper and lower case.

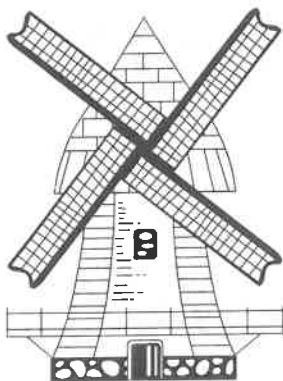

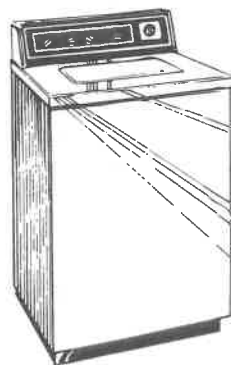

Wonderful W Words:

Wind, Wish, Winter.

W Activities: Wade in water,
Howl like a wolf, walk in the
woods, whistle while you
work!

Letter W

Ww



Directions: Name the pictures. Circle the pictures whose name begins with the sound that you hear at the beginning of **wolf**.

X b x w s x m x o x

Y g y p y j y l y

Z r z w z b z o z

Directions: Look at the letter at the beginning of each row. Circle the letters in that row that belong with the first letter.

Xx _____

Yy _____

Zz _____

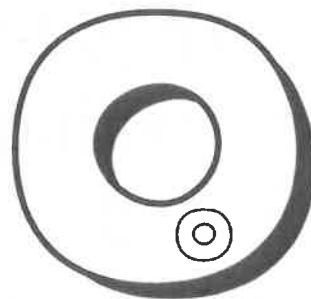
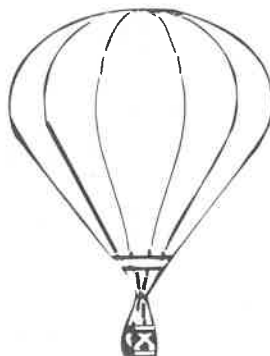
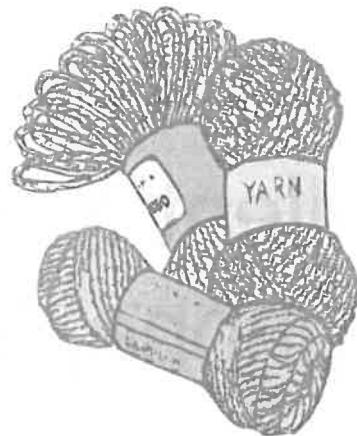
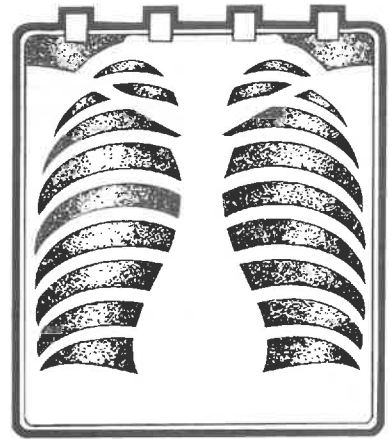


Directions: Practice writing the letters X, Y, and Z in upper and lower case.

Excellent X Y and Z Words:
Xylophone, Yesterday, Zephyr.

X Y Z Things to do: Play tic-tac-toe to practice writing x's, Zip up zippers, learn your zip code, go to the zoo, have a young person help you with your yard-work.

Letters X Y and Z

Xx Yy Zz



Directions: Name the pictures. Circle the pictures that begin with the x, y, or z sound. X sound is at the end of the word **box**. Y sound at the beginning of the word **yes**. Z sound is at the beginning of the word **zone**.